

# AVANTE<sup>®</sup>

garage doors

ALUMINUM AND GLASS CONSTRUCTION




America's Favorite Garage Doors<sup>®</sup>



*Avante<sup>®</sup> / Model AX, Bronze (Anodized) Frame with Frosted Tempered Glass  
Photo Credit: Andy Frame Photography*

# AVANTE®

The perfect choice to modernize any home, our Avante® garage doors turn an ordinary garage into a stunning architectural focal point. Fitted with tempered glass panels, the door fills the garage with natural light during the day and delivers a dramatic effect when the lights come on at night. The commercial-grade aluminum frame can be insulated and comes in a number of colors to complement your home, while a variety of window options let you bring in as much or as little daylight needed without compromising privacy.



Model AXU

Model AX

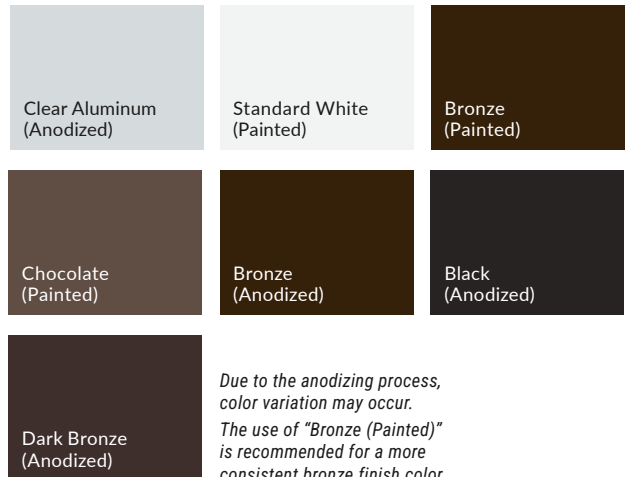
## STYLE AND CONSTRUCTION

- Aluminum frame provides a virtually maintenance-free, long-lasting door.
- Intellicore® polyurethane insulated rails and stiles. (Model AXU)
- R-value 3.8/U-factor 0.86. (Model AXU when glazed with clear insulated glass)
- Many glass and panel options available.
- Section joint seal helps keep out air and water.
- Integral reinforcing fin provides increased strength and longevity. (Available on double car models)
- Heavy-duty steel ball bearing rollers with nylon tires provide quiet operation.

\*Doors wider than 14' include built-in reinforcing fin. Standard doors 12' and under do not use built-in reinforcing fin. Usage on widths 12'2" to 14' depend upon glass weight. WindCode® doors may vary. Contact your Clopay Dealer for details. Calculated door section R-value is in accordance with DASMA TDS-163.



## FRAME/SOLID PANEL COLOR OPTIONS



## CUSTOM PAINT OPTIONS

Choose a Color Blast finish or RAL Powder Coating to match your door to your exterior.




Model AXU not available with RAL Powder Coat finish.




# modern ICON

Avante® / Model AX, Black (Anodized) Frame with Frosted Tempered Glass  
Photo Credit: Andy Frame Photography

## DOOR DESIGNS



AX / AXU  
Single car door



AX / AXU  
Double car door

### HARDWARE

Attractive color-matched aluminum grip handles.

Available in all standard color options.



### WARRANTIES




## GLASS/PANEL OPTIONS



Clear Glass\*



Gray Tinted Glass\*



Midnight Gray Tinted Glass\*



Bronze Tinted Glass\*




Mirrored Glass\*



Obscure Glass\*



Clear Laminate Impact Rated Glass†



White Laminate Glass



Black Laminate Glass




Clear Acrylic




Frosted Glass\* (Satin Etched)




Frosted Acrylic



White Acrylic



Clear Polygal™



Bronze Polygal™



Clear Anodized (Color-matched to frame)

- Glass available in single pane or insulated (laminated and mirrored glass not available insulated).
- Panels can be aluminum to match the aluminum frame. Glass/acrylic panels may be combined with aluminum panels.
- Custom glass and colors available.
- **NEW C-Power™** enabled Click-to-Conceal™ Panels offered in clear/white opaque and gray clear/gray opaque glass options (insulated tempered or laminated).



Doors available to meet many regional wind load requirements.



WindCode® doors over 16' wide may have reinforcement hardware that shows through the glass panels of the door.

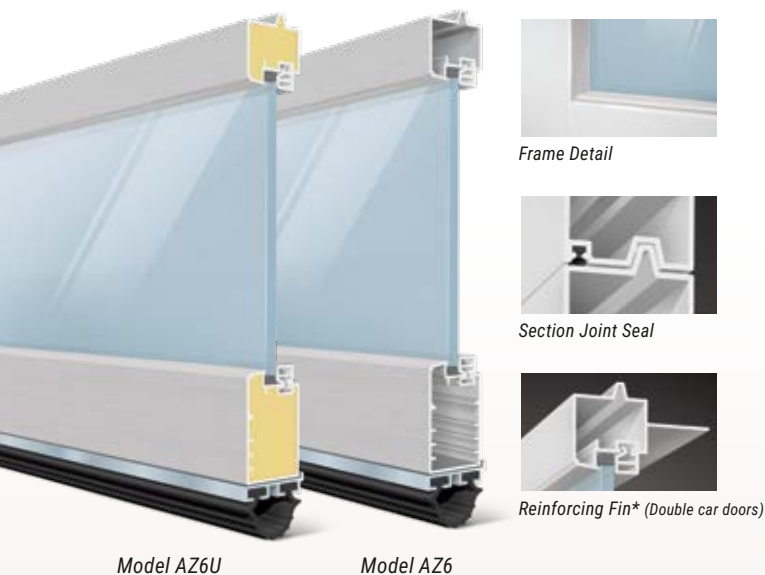
Scan this code for more information or ask your Clopay Dealer.

\*Glass is tempered.

† 5/16" clear, white, gray and bronze laminate impact rated glass is available only on AXW8/AXUW8. Acrylic windows require special cleaning. See care and maintenance manual.

# AVANTE<sup>®</sup> SLEEK

A departure from the standard grid-like pattern, the Avante<sup>®</sup> Sleek has slim horizontal windows and minimal vertical stiles for wide, unobstructed views. If you're in search of a garage door with a minimalist frame design that gives off "panoramic vibes" and lets in plenty of daylight, this is it. Customize the door in a number of painted or anodized finishes and glazing options.



Model AZ6U

Model AZ6


## STYLE AND CONSTRUCTION

- Aluminum frame provides a virtually maintenance-free, long-lasting door.
- Intellicore<sup>®</sup> polyurethane insulated rails and stiles. (Model AZ6U)
- Many glass options available.
- Section joint seal helps keep out air and water.
- Integral reinforcing fin provides increased strength and longevity. (Available on double car models)
- Heavy-duty steel ball bearing rollers with nylon tires provide quiet operation.

*\*Doors wider than 14' include built-in reinforcing fin. Standard doors 12' and under do not use built-in reinforcing fin. Usage on widths 12'2" to 14' depend upon glass weight. WindCode<sup>®</sup> doors may vary. Contact your Clopay Dealer for details. Calculated door section R-value is in accordance with DASMA TDS-163.*



## FRAME COLOR OPTIONS



## CUSTOM PAINT OPTIONS

Choose a Color Blast finish or RAL Powder Coating to match your door to your exterior.




Model AZ6U not available with RAL Powder Coat finish.


# EXPAND your VIEW

Avante® Sleek / Model AZ6U, Black (Anodized) Frame with Frosted Acrylic

## DOOR DESIGNS



AZ6/AZ6U  
Single car door



AZ6/AZ6U  
Double car door

### HARDWARE

Attractive color-matched aluminum grip handles.

Available in all standard color options.



### WARRANTIES



## GLASS OPTIONS



Clear Glass\*




Gray Tinted Glass\*



Midnight Gray  
Tinted Glass\*



Bronze Tinted Glass\*



Mirrored Glass\*



Clear Laminated Glass



White Laminated Glass



Gray Laminated Glass



Bronze Laminated Glass



Black Laminated Glass



Clear Acrylic



Frosted Acrylic



White Acrylic



Gray Acrylic



Bronze Acrylic



Black Acrylic

\*Glass is tempered.

Acrylic windows require special cleaning. See care and maintenance manual.

- Glass available in single pane or insulated (laminated and mirrored glass not available insulated).
- Custom glass and colors available.
- **NEW C-Power™** enabled Click-to-Conceal™ Panels offered in clear/white opaque and gray clear/gray opaque glass options (insulated tempered or laminated).

## WINDCODE

Doors available to meet many regional wind load requirements.

WindCode® doors over 16' wide may have reinforcement hardware that shows through the glass panels of the door.




Scan this code for more information or ask your Clopay Dealer.

# C-POWER™ ENABLED

## Click-to-Conceal™ Panels

LIGHT WHEN YOU WANT IT. PRIVACY WHEN YOU NEED IT.


What if your garage door could adapt to the moment? Clopay C-Power™ Technology brings new functionality to your garage door: the power to control light and privacy on demand. The glass panels switch from clear to opaque using a wireless remote, giving you daylight when you want it and privacy when you need it. Unlock new potential for your garage to become active living space as a home office, gym, workshop or entertaining space, without giving up comfort or security.




Avante® / Black (Anodized) Frame with Clear to White Opaque C-Power™ enabled  
Click-to-Conceal™ Panels (Exterior) Photo Credit: Andy Frame Photography.

Choose from two distinct styles: Avante®, with a classic grid design or Avante® Sleek, featuring long horizontal panels, for a more contemporary feel. Both are available with optional insulation and WindCode® reinforcement for added durability.

## DOOR DESIGNS



Avante®-AX/AXU



Avante® Sleek-AZ6/AZ6U

Single car and double car door designs available.

Click-to-Conceal™ Panels help limit heat gain, reduce glare and block UV rays to protect valuables from fading. The glass automatically defaults to opaque when the power is off, keeping what's inside out of sight.

## GLASS OPTIONS



Clear/White Opaque



Gray Clear/Gray Opaque

Glass available insulated tempered or laminated.

## WARRANTIES

PANELS  
LIMITED  
**3YR**  
WARRANTY

C-POWER  
HARDWARE  
LIMITED  
**2YR**  
WARRANTY

ELECTRICAL  
COMPONENTS  
LIMITED  
**2YR**  
WARRANTY

C-Power™ Technology delivers power directly to the garage door panels, allowing the glass to transition from clear to opaque using a wireless remote. The wiring is concealed within each section for a clean, modern look.



Avante® / Black (Anodized) Frame with Clear to White Opaque C-Power™ enabled Click-to-Conceal™ Panels (Interior) Photo Credit: Andy Frame Photography.

see your garage door  
**IN A NEW LIGHT**



*VertiStack® Avante® / Bronze (Anodized) Frame with Midnight Gray Tinted Glass; Features Standard Black Powder-Coated Track and Guide Covers.  
Photo Credit: Andy Frame Photography.*

# COMPACT vertical STACKING door

## VERTISTACK® AVANTE®

Connect to the outdoors with our VertiStack® Avante® modern aluminum and glass garage door. The unique, compact design stacks sections vertically on the wall above the opening, eliminating the need for exposed hinges, cable or overhead track for a crisp, clean look. Closed, the glass panel door lets in daylight and outdoor views. When opened, the interior footprint extends outside, creating an easy flow during gatherings.



Model VSAXU

Model VSAX

## STYLE AND CONSTRUCTION

- Aluminum frame provides a virtually maintenance-free, long-lasting door.
- Intellicore® polyurethane insulated rails and stiles. (Model VSAXU)
- Section joint seal helps keep out air and water.
- Heavy-duty steel ball bearing rollers with nylon tires provide quiet operation.


## FRAME/SOLID PANEL COLOR OPTIONS



Due to the anodizing process, color variation may occur. The use of "Bronze (Painted)" is recommended for a more consistent bronze finish color.

Choose a Color Blast® finish or RAL Powder Coating to create the perfect door. Model VSAXU not available with RAL Powder Coat finish.

## DOOR DESIGNS



VSAX/VSAXU  
Single car door

VSAX/VSAXU  
Double car door

## GLASS/PANEL OPTIONS



\*Glass is tempered.

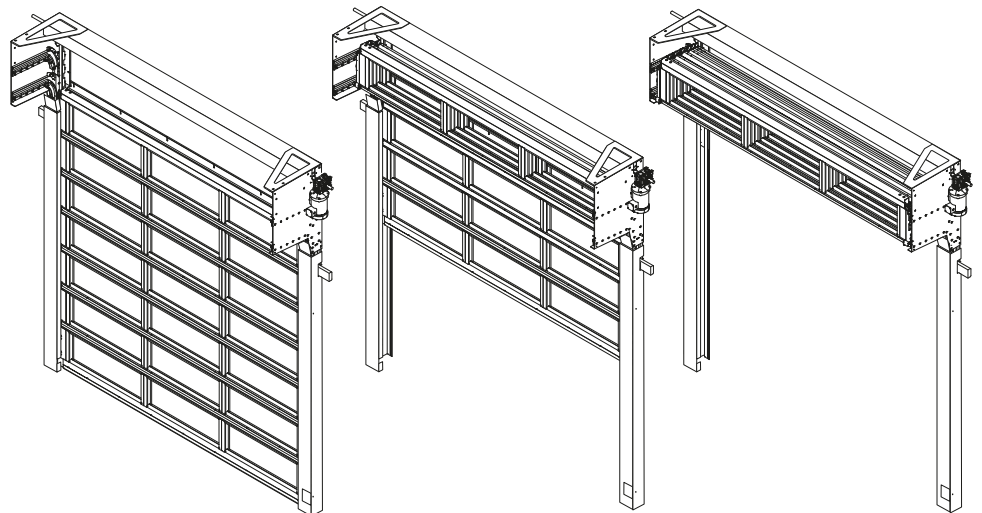
† Impacted rated glass is not available on VSAX/VSAXU models.

Glass available in single pane or insulated (laminated and mirrored glass not available insulated). Panels can be aluminum to match the frame. Glass/acrylic panels may be combined with aluminum panels. Custom glass and colors available. Acrylic windows require special cleaning. See care and maintenance manual.

## OPEN CONCEPT

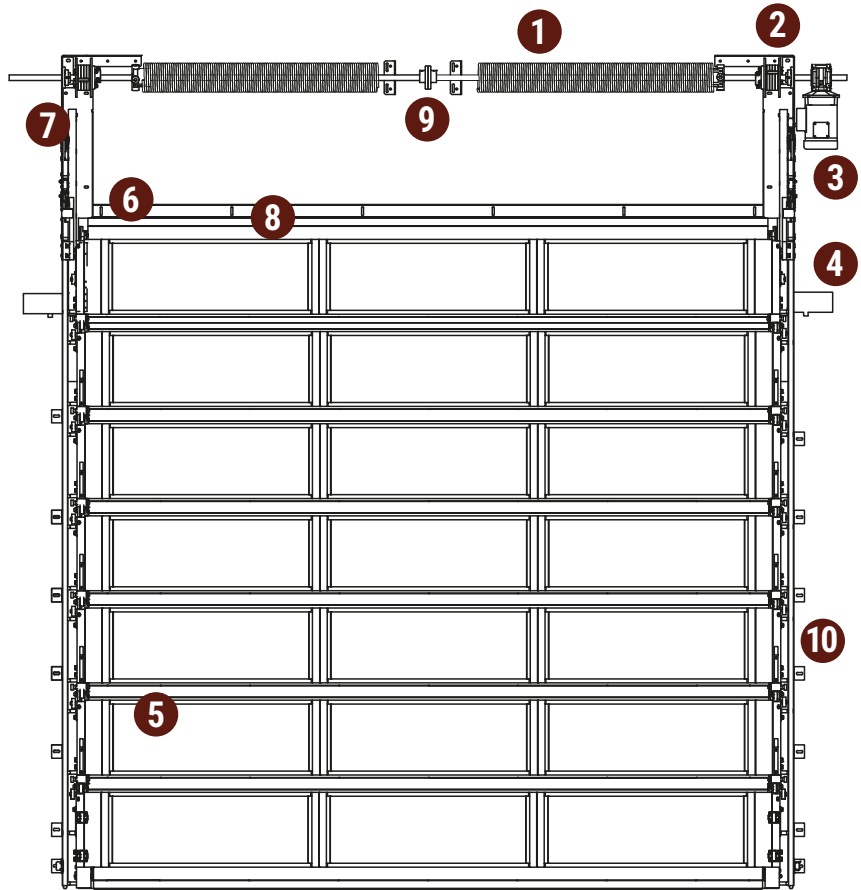
The stacked sections require minimal projection off of the wall, so the door doesn't interfere with mechanical, electrical or plumbing fixtures, leaving room for fans, lighting, overhead storage or extended height ceilings. The sections can even be recessed into a ceiling soffit so when the door is open, no one will know it's there.

For residential applications and interior mount only. Drawing shown with optional spring cover.



## STANDARD COMPONENT MATERIALS AND FINISHES - VSAX/VSAXU

- 1. TORSION SPRINGS**  
25,000-cycle springs
- 2. STRAP SPOOL**  
2" nylon strap in lieu of cable
- 3. OPERATOR**  
Direct Drive (side mount)
- 4. LOCK**  
Automatic locks integrated into vertical track
- 5. SECTIONS**  
Clear anodized aluminum (standard)
- 6. HEADER CHANNEL**  
For top seal contact, cable management and installation tool
- 7. HEAD PLATE ASSEMBLIES**  
Powder coated in Matte Black II
- 8. TOP SEAL**  
Mounts to top section
- 9. SHAFT COUPLER**  
Only available on wider doors
- 10. TRACK**  
Standard black powder-coated track with jamb seals



## OPERATION AND STRUCTURAL REQUIREMENTS - VSAX/VSAXU

### **Motor operation required.**

The standard VertiStack® operator includes a hand crank kit for emergency use only. The door is supported by a guide assembly attached to the jamb construction. Header support is required for mounting the counterbalance system as is required with any standard sectional door. Adding an optional hood to a wider door may require additional supports.

*For residential applications and interior mount only.*

### **OPTIONAL GLASS**

- A variety of glass and acrylic panels are available, including tempered, insulated, frosted and Low-E options available. Glass thickness available in 1/8", 1/4" and 1/2". Tri-wall polycarbonate thickness available in 5/8".

### **CERTIFICATIONS AND LISTINGS**


- Meets UL325 Certified requirements



Model VSAXU / Black (Anodized) Frame  
with Frosted Tempered Glass

## PANEL CONFIGURATIONS *(Examples of common sizes shown below)*


### MODELS AX/AXU - 6'6" TO 7'0" HIGH DOORS




2 Panel  
Up to 9'2" Wide



3 Panel  
9'3" to 13'2" Wide




4 Panel  
13'3" to 16'2" Wide




5 Panel  
16'3" to 20'2" Wide

### MODELS AX/AXU - 7'3" TO 8'0" HIGH DOORS




2 Panel  
Up to 9'2" Wide



3 Panel  
9'3" to 13'2" Wide



4 Panel  
13'3" to 16'2" Wide




5 Panel  
16'3" to 20'2" Wide

### MODELS AZ6/AZ6U - 6'3" TO 7'5" HIGH DOORS



1 Panel  
Up to 9'0" Wide




2 Panel  
9'1" to 17'2" Wide




3 Panel  
17'3" to 20'2" Wide

### MODELS AZ6/AZ6U - 7'6" TO 8'5" HIGH DOORS



1 Panel  
Up to 9'0" Wide



2 Panel  
9'1" to 17'2" Wide



3 Panel  
17'3" to 20'2" Wide

## MAXIMIZING INDOOR-OUTDOOR CONNECTIONS

Clean lines, broad expanses of glass, and sleek, low-maintenance appeal have made the Avante® garage door a preferred choice among builders, architects and homeowners. Not just for the garage, owners are customizing this modern door in unique sizes and finishes to use as a patio, pool house or party barn door that opens up for gatherings when the weather is nice.



Avante® / Model AX, Bronze (Anodized) Frame with Clear Insulated Glass  
Photo Credit: Andy Frame Photography



Visit [clopaydoor.com](https://www.clopaydoor.com) or call 1-800-2CLOPAY (225-6729) for more information on Clopay, America's Favorite Garage Doors.

Follow us on



©2026 Clopay Corporation. All rights reserved.

RSDR-AVANTEBR-24\_REV0426



START DESIGNING  
YOUR NEW  
GARAGE DOOR  
OPEN CAMERA  
AND POINT!